

5" COIL OVER KITS



- AVAILABLE IN STEEL OR ALUMINUM
- KIT INCLUDES THREADED SLEEVE, TOP AND BOTTOM SPRING PLATES
- KITS FIT ANY BRAND SHOCKS, JUST DRILL OUT THE TOP HOLE
- INTEGRA STEEL MONO-TUBE SHOCKS AND STEEL REBUILDABLE SHOCKS REQUIRE SMALLER DIAMETER SLEEVES. PLEASE SPECIFY WHEN ORDERING IF THE KITS WILL BE USED ON THESE SHOCKS.

ALUMINUM COIL KIT	20171A
INTEGRA STEALTH SERIES	20172
INTEGRA STEEL TAKE-A-PART	20173

ROLLER BEARING SLIDERS

- SPECIALLY DESIGNED SPRING PLATE WILL NOT SEPERATE DURING HIKE UP
- HARDENED STEEL SHAFT
- COMPLETE AND READY TO INSTALL
- LOW FRICTION DESIGN
- LOW MAINENANCE
- ONLY FOUR TURNS FOR ONE INCH ADJUSTMENTS
- DESIGNED TO OPERATE SMOOTHER AND MINIMIZE POTENTIAL FOR BINDING
- 9" STROKE
- TWO SPECIALLY DESIGNED EXTRA WIDE BRONZE BUSHINGS TO GET BETTER SIDE LOAD CAPACITY
- GREASEABLE WITH A UNIQUELY DESIGNED SHAFT SEAL THAT KEEPS DIRT OUT AND MAINTENANCE TO A MINIMUM



2898

BILSTEIN SNS SERIES W/STEEL CAP



- 46 MM DIAMETER STEEL BODY WITH STEEL CAP AND SCHRADER VALVE
- REBUILDABLE AND CUSTOMIZED SHOCK VALVES
- LINEAR OR DIGRESSIVE PISTONS AVAILABLE
- EVERY PART IS AVAILABLE SEPERATELY FOR REPAIR
- DESIGNED FOR MODIFIEDS

LFRE OFFERS COMPLETE SERVICE FOR ALL BILSTEIN SNS SHOCKS. WE CAN VAVLE, REVALVE AND REPAIR ANY SNS SERIES SHOCK!

BILSTEIN STREET STOCK SHOCKS



VALVE (LINEAR)	COMP	EXT	PART#
261/141	8.45"	13.36"	AK1043
181/95	13.03"	20.47"	AK1044

APPLICATION: 73-83 CHEVELLE, 73-88 MONTE CARLO AND BUICK REGAL

VALVE (LINEAR)	COMP	EXT	PART#
287/158	8.82"	14.02"	AK2072
427/120	9.05"	14.09"	AK1053
140/42	12.68"	20.47"	AK1054

APPLICATION: 70-76 CAMARO (AK2072), 77-81 CAMARO (AK1053), 70-81 CAMARO (AK1054)

1-800-328-3618

LOU FEGERS RACING EQUIPMENT

BILSTEIN 36MM SHOCKS



PART #	VALVE	COMP	EXT
7G1090	10/90	13.62"	20.49"
7G2020	20/20	13.62"	20.49"
7G2040	20/40	13.62"	20.49"
7G3010	30/10	13.62"	20.49"
7G3030	30/30	13.62"	20.49"
7G3050	30/50	13.62"	20.49"
7G3060	30/60	13.62"	20.49"
7G3535	35/35	13.62"	20.49"
7G4020	40/20	13.62"	20.49"
7G4545	45/45	13.62"	20.49"
7G5030	50/30	13.62"	20.49"
7M5555	55/55	13.62"	20.49"
7G6020	60/20	13.62"	20.49"
7G6035	60/35	13.62"	20.49"
7G6565	65/65	13.62"	20.49"
7G7035	70/35	13.62"	20.49"
7G8035	80/35	13.62"	20.49"
7G9010	90/10	13.62"	20.49"

BILSTEIN LINEAR 46MM SHOCKS

PART #	VALVE	PART #	VALVE
S7L-2.5-2.5S	2.5/2.5	S9L-1.5-1.5S	1.5/1.5
S7L-3.5-1.5S	3.5/1.5	S9L-1.5-2.5S	1.5/2.5
S7L-3.5-1S	3.5/1	S9L-1.5-3.5S	1.5/3.5
S7L-3-4S	3/4	S9L-1.5-5S	1.5/5
S7L-3-5S	3/5	S9L-2.5-2.5S	2.5/2.5
S7L-4-2S	4/2	S9L-2-2S	2/2
S7L-4-4S	4/4	S9L-3.5-1S	3.5/1
S7L-5-1.5S	5/1.5	S9L-3.5-3.5S	3.5/3.5
S7L-5-5S	5/5	S9L-3-3S	3/3
S7L-6-2S	6/2	S9L-3-4S	3/4
		S9L-3-5S	3/5
		S9L-3-6S	3/6
		S9L-4-1.5S	4/1.5
		S9L-4-4S	4/4
		S9L-5-1.5S	5/1.5
		S9L-5-5S	5/5

BILSTEIN DIGRESSIVE 46MM SHOCKS

PART #	VALVE	COMP	EXT	PART #	VALVE	COMP	EXT
7Z1040	10/40	13.14"	20"	9Z0000	DUMMY	14.94"	23.44"
7Z1090	10/90	13.14"	20"	9Z1040	10/40	14.94"	23.44"
7Z2020	20/20	13.14"	20"	9Z2020	20/20	14.94"	23.44"
7Z2040	20/40	13.14"	20"	9Z2040	20/40	14.94"	23.44"
7Z3030	30/30	13.14"	20"	9Z2060	20/60	14.94"	23.44"
7Z3040	30/40	13.14"	20"	9Z3030	30/30	14.94"	23.44"
7Z3050	30/50	13.14"	20"	9Z3040	30/40	14.94"	23.44"
7Z3060	30/60	13.14"	20"	9Z3050	30/50	14.94"	23.44"
7Z3545	35/45	13.14"	20"	9Z3060	30/60	14.94"	23.44"
7Z4010	40/10	13.14"	20"	9Z3545	35/45	14.94"	23.44"
7Z4020	40/20	13.14'	20"	9Z4010	40/10	14.94"	23.44"
7Z4040	40/40	13.14"	20"	9Z4020	40/20	14.94"	23.44"
7Z4555	45/55	13.14"	20"	9Z4040	40/40	14.94"	23.44"
7Z5030	50/30	13.14"	20"	9Z4555	45/55	14.94"	23.44"
7Z5050	50/50	13.14"	20"	9Z5030	50/30	14.94"	23.44"
7Z5555	55/55	13.14"	20"	9Z5050	50/50	14.94"	23.44"
7Z5570	55/70	13.14"	20"	9Z5555	55/55	14.94"	23.44"
7Z6020	60/20	13.14"	20"	9Z6010	60/10	14.94"	23.44"
7Z6040	60/40	13.14"	20"	9Z6020	60/20	14.94"	23.44"
7Z6060	60/60	13.14"	20"	9Z6040	60/40	14.94"	23.44"
7Z6065	60/65	13.14"	20"	9Z6060	60/60	14.94"	23.44"
				9Z7030	70/30	14.94"	23.44"



1-800-328-3618

INTEGRA MONO TUBE SHOCKS

7"			ALUM	STEEL	ALUM	STEEL
COMP	EXT	VALVING	BASE VALVE	BASE VALVE	LINEAR	LINEAR
			PART#	PART #	PART #	PART #
13.25"	19.375"	SPECIFY	310-40270	310-40270S	310-40170	310-40170S
13.25"	19.375"	3	310-40273	310-40273S	310-40173	310-40173S
13.25"	19.375"	3-5	310-40273-5	310-40273-5S	310-40173-5	310-40173-5S
13.25"	19.375"	4	310-40274	310-40274S	310-40174	310-40174S
13.25"	19.375"	4-6	310-40274-6	310-40274-6S	310-40174-6	310-40174-6S
13.25"	19.375"	5	310-40275	310-40275S	310-40175	320-40175S
13.25"	19.375"	5-3	310-40275-3	310-40275-3S	310-40175-3	310-40175-3S
13.25"	19.375"	5-6	310-40275-6	310-40275-6S	310-40175-6	310-40175-6S
13.25"	19.375"	5-7	310-40275-7	310-40275-7S	310-40175-7	310-40175-7S
13.25"	19.375"	6	310-40276	310-40276S	310-40176	310-40176S
13.25"	19.375"	7	310-40277	310-40277S	310-40177	310-40177S
9"			PART #	PART #	PART#	PART#
15.25"	23.375"	SPECIFY	310-40290	310-40290S	310-40190	310-40190S
15.25"	23.375"	3	310-40293	310-40293S	310-40193	310-40193S
15.25"	23.375"	3-5	310-40293-5	310-40293-5S	310-40193-5	310-40193-5S
15.25"	23.375"	4	310-40294	310-40294S	310-40194	310-40194S
15.25"	23.375"	4.5	310-40294.5	310-40294.5S	310-40194.5	310-40194.5S
15.25"	23.375"	4-6	310-40294-6	310-40294-6S	310-40194-6	310-40194-6S
15.25"	23.375"	5	310-40295	310-40295S	310-40195	310-40195S
15.25"	23.375"	5-3	310-40295-3	310-40295-3S	310-40195-3	310-40195-3S
15.25"	23.375"	5-6	310-40295-6	310-40295-6S	310-40195-6	310-40195-6S
15.25"	23.375"	6	310-40296	310-40296S	310-40196	310-40196S



LOU FEGERS RACING EQUIPMENT IS AN AUTHORIZED REPAIR CENTER FOR ALL INTEGRA SHOCKS. REBUILD AND REVALVE SERVICES AVAILABLE ON ALL ALUMINUM SHOCKS AND STEEL LINEAR VALVE AND REBUILDABLE SHOCKS.

INTEGRA DOUBLE ADJUSTABLE SHOCKS



INTEGRA CANISTER STYLE DOUBLE ADJUSTABLE SHOCKS			
7"			
COMP	EXT	VALVING	PART #
14.125"	21"	SPECIFY	310-40470
9"			
COMP	EXT	VALVING	PART #
16.125"	25"	SPECIFY	310-40490



1-800-328-3618

INTEGRA FIXED BEARING SHOCKS



7"			
COMP	EXT	VALVING	PART #
12.25"	19.25"	3	310-42173
12.25"	19.25"	3-5	310-42173-5
12.25"	19.25"	4	310-42174
12.25"	19.25"	4-6	310-42174-6
12.25"	19.25"	5	310-42175
12.25"	19.25"	5-3	310-42175-3
12.25"	19.25"	6	310-42176
12.25"	19.25"	6-3	310-42176-3
12.25"	19.25"	7	310-42177
9"			
COMP	EXT	VALVING	PART #
14.25"	23.25"	3	310-42193
14.25"	23.25"	3-5	310-42193-5
14.25"	23.25"	4	310-42194
14.25"	23.25"	5	310-42195
14.25"	23.25"	5-3	310-42195-3
14.25"	23.25"	6	310-42196
14.25"	23.25"	6-3	310-42196-3
14.25"	23.25"	8-2	310-42198-2

- DESIGNED FOR COIL-OVER AND NON-COIL-OVER APPLICATIONS
- CAN BE MOUNTED UPSIDE DOWN TO REDUCE UNSPRING WEIGHT
- CAM OVER SEAL DESIGN ELIMINATES OVER 60% OF NORMAL SEAL DRAG
- WIDE VARIETY OF SPLIT VALVES AND STANDARD VALVES TO MEET CHANGING TRACK CONDITIONS
- HAS A 5/8" SHAFT DIAMETER AND A 2.10" OUTER DIAMETER BODY
- QUALITY, AFFORDABLE SHOCK

INTEGRA STEEL REBUILDABLE SHOCKS

7"			
COMP	EXT	VALVING	PART #
12.50"	19.50"	SPECIFY	310-43170
12.50"	19.50"	3	310-43173
12.50"	19.50"	3-5	310-43173-5
12.50"	19.50"	4	310-43174
12.50"	19.50"	5	310-43175
12.50"	19.50"	5-3	310-43175-3
12.50"	19.50"	6	310-43176
12.50"	19.50"	6-3	310-43176-3
12.50"	19.50"	7	310-43177

9"			
COMP	EXT	VALVING	PART #
14.50"	23.50"	SPECIFY	310-43190
14.50"	23.50"	2-4	310-43192-4
14.50"	23.50"	3	310-43193
14.50"	23.50"	3-5	310-43193-5
14.50"	23.50"	4	310-43194
14.50"	23.50"	5	310-43195
14.50"	23.50"	5-3	310-43195-3
14.50"	23.50"	6	310-43196
14.50"	23.50"	6-2	310-43196-2



INTEGRA INTERNAL DBL ADJ (IDA) SHOCKS



INTEGRA IDA SHOCKS			
7"			
COMP	EXT	VALVING	PART #
13 5/8"	20 3/8"	SPECIFY	310-60470

INTEGRA IDA SHOCKS			
9"			
COMP	EXT	VALVING	PART #
15 5/8"	24 3/8"	SPECIFY	310-60490

1-800-328-3618

LOU FEGERS RACING EQUIPMENT

**AFCO ALUMINUM SHOCKS ARE
REBUILDABLE AND REVALVEABLE AT
LOU FEGERS RACING EQUIPMENT**



- AFCO SILVER SERIES SHOCKS**
- INDEPENDENT REBOUND AND COMPRESSION ADJUSTMENTS
 - NO BLEED OVER
 - SHIM STACK DESIGN
 - REBUILDABLE
 - LATEST TECHNOLOGY INCLUDING SMART VALVING
 - DESIGNED FOR DIRT LATE MODELS

AFCO 14 SERIES SHOCKS

- ECONOMICAL SEALED BODY
- SIMILAR TO THE FIXED BEARING SERIES, BUT GROOVED FOR COIL OVER APPLICATIONS

7" SHOCKS		
VALVE		PART #
3-6/3-6	STANDARD FRONT	6270
3-6/4-8	HIGH SPEED REBOUND	6270HSR
3-6/4-8	SLICK TRACK	6270S
3-6/5-12	RF TIE DOWN	6270SX2
9" SHOCKS		
3-6/3-6	SWING ARM	6290SA
	SPRING BEHIND LF ON 4 LINK	6290LR
	RIGHT REAR ON 4 LINK	6290RR
3-6/3-6	SLICK TRACK	6290S

VALVE	COMP	EXT	PART #
7" SHOCK			
DAMPER	12.50"	19.50"	1471-9
3	12.50"	19.50"	1473
3/5	12.50"	19.50"	1473-5
4	12.50"	19.50"	1474
5	12.50"	19.50"	1475
5/3	12.50"	19.50"	1475-3
6	12.50"	19.50"	1476
6/2	12.50"	19.50"	1476-2
7	12.50"	19.50"	1477
DAMPER	12.50"	19.50"	1479-1
9" SHOCK			
3	14.50"	23.50"	1493
3/5	14.50"	23.50"	1493-5
4	14.50"	23.50"	1494
5	14.50"	23.50"	1495
6	14.50"	23.50"	1496
7	14.50"	23.50"	1497
7/2	14.50"	23.50"	1497-2

TRACTION SHOCK	3190CA
TORQUE ARM SHOCK	3163FC

AFCO 23 SERIES SHOCKS

VALVE	COMP	EXT	PART #
7" SHOCK			
3/5	12.95"	18.85"	2373-5
3/7	12.95"	18.85"	2373-7
4/6	12.95"	18.85"	2374-6
5	12.95"	19.85"	2375D
5/3	12.95"	19.85"	2375-3D
9" SHOCKS			
3	14.95"	22.85"	2393
3/5	14.95"	22.85"	2393-5
4	14.95"	22.85"	2394
6/3	14.95"	23.85"	2396-3D
7/2	14.95"	23.85"	2397-2D
9/2	14.95"	23.85"	2399-2D



1" LONGER ROD END ADJUSTABLE	BR31036-1
2" LONGER ROD END ADJUSTABLE	BR31036-2
1" LONGER ROD END STANDARD	20179
2" LONGER ROD END STANDARD	20179-1
SHOCK EXTENSION 1"	20180
SHOCK EXTENSION 2"	20180-1

REPLACEMENT BEARING W/CLIP	1000
REPLACEMENT HOUSING W/BEARING	1004
REPLACEMENT END DBL ADJ	BR31036



1-800-328-3618

LOU FEGERS RACING EQUIPMENT

AFCO STEEL

TAKE A PART EDGE SHOCKS

19E1-RF-B	RIGHT FRONT BASE
19E1-LF-B	LEFT FRONT BASE
19E1-RF-HR	RIGHT FRONT HEAVY/ROUGH
19E1-LF-S	LEFT FRONT SLICK
19E1-RR-B	RIGHT REAR BASE
19E1-RR-S	RIGHT REAR SLICK
19E1-LR-B	LEFT REAR BASE
19E1-LR-S	LEFT REAR SLICK

EDGE SHOCK PACKAGES ALSO AVAILABLE
 EDGE1-P INCLUDES ALL NINE SHOCKS NEEDED FOR BASE, SLICK AND HEAVY/ROUGH TRACK SETUPS

EDGE1-S SLICK TRACK PACKAGE
 INCLUDES THE FOUR SHOCKS NEEDED FOR SLICK TRACK CONDITIONS

AFCO STEEL

TAKE A PART SHOCKS

VALVE	7" PART #	9" PART #
DAMPER	1971-9	-
DAMPER	1979-1	-
3	1973	1993
3/5	1973-5	1993-5
4	1974	1994
4/6	1974-6	1994-6
5	1975	1995
5/3	1975-3	1995-3
6	1976	1996
6/2	1976-2	1996-2
6/4	1976-4	1996-4
7	1977	1997
7/2	1977-2	1997-2
8/2	1978-2	1998-2
9/0	1979-0	1999-0
9/2	1979-2	1999-2
SPECIAL	1973RT	1993RT
SPECIAL	1974RT	1994RT
SPECIAL	1975RT	1995RT



PRO SHOCK ALUM SHOCKS

VALVE	COMP	EXT	PART #
7" SHOCKS			
3	12.50"	19.50"	A730B
4	12.50"	19.50"	A740B
4/6	12.50"	19.50"	A746B
5	12.50"	19.50"	A750B
5/3	12.50"	19.50"	A753B
6	12.50"	19.50"	A760B
6/3	12.50"	19.50"	A763B
6/4	12.50"	19.50"	A764B
7	12.50"	19.50"	A770B
9/1	12.50"	19.50"	A791B
9" SHOCKS			
3	14.50"	23.50"	A930B
3/5	14.50"	23.50"	A935B
4	14.50"	23.50"	A940B
4/6	14.50"	23.50"	A946B
5	14.50"	23.50"	A950B
5/3	14.50"	23.50"	A953B
6	14.50"	23.50"	A960B



PRO SHOCK "WB" SERIES

VALVE	COMP	EXT	PART #
7" SHOCKS			
3/5	12.50"	19.50"	WB735
4	12.50"	19.50"	WB74
4/6	12.50"	19.50"	WB746
5	12.50"	19.50"	WB75
5/3	12.50"	19.50"	WB753
6	12.50"	19.50"	WB76
6/3	12.50"	19.50"	WB763
7	12.50"	19.50"	WB77
8	12.50"	19.50"	WB78
DAMPER	12.50"	19.50"	WB791
9" SHOCKS			
3	14.50"	21.50"	WB93
3/5	14.50"	21.50"	WB935
4	14.50"	21.50"	WB94
4/6	14.50"	21.50"	WB946
5	14.50"	21.50"	WB95
5/3	14.50"	21.50"	WB953
6	14.50"	21.50"	WB96
7	14.50"	21.50"	WB97



1-800-328-3618

LOU FEGERS RACING EQUIPMENT


INTEGRA SHOCK BUMPERS



2.25" SHOCK BUMPERS	
SOFT- RED	310-3018-27
MEDIUM- WHITE	310-3018-33
HARD- BLUE	310-3018-39
3" SHOCK BUMPERS	
SOFT- RED	310-3019-41
MEDIUM- WHITE	310-3019-50
HARD- BLUE	310-3019-59
COIL OVER BUMPER CUP	
	310-30198
NON COIL OVER BUMPER CUP	
	310-30199

AFCO SHOCK BUMPER

CONE FOR SHOCK BUMPER	20173
CONVOLUTED SHOCK BUMPER	
W/CONE	20174
CONVOLUTED SHOCK BUMPER	20174-1



COIL OVER SOFT YELLOW	310-30112
COIL OVER MEDIUM ORANGE	310-30113
COIL OVER HARD RED	310-30114
CONVENTIONAL SOFT YELLOW	310-30102
CONVENTIONAL MEDIUM ORANGE	310-30103
CONVENTIONAL HARD RED	310-30104

TAKE-UP SPRING



AFCO	
TAKE-UP SPRING	27005
SPRING GUIDE	20183-1

INTEGRA	
TAKE UP SPRING	310-3006-005
NYLON SLIDER	310-30400

- Used when suspension travel unloads coil-over assembly during travel
- Popular left rear dirt late model and right rear dirt modified

ALUM SHOCK PIN



LONG ALUM SHOCK PIN	WM48
MED ALUM SHOCK PIN	WM48M
TWIST CLIP	WM48C

SPANNER WRENCH

Used for adjusting coil-over nuts. It is recommended that spring pressure be relieved before adjusting.



ADJUSTABLE SPANNER WRENCH 20110

NARROW SHOCK MOUNT



AA098

UNIVERSAL MOUNT



20137

LOWER ARM MOUNT



For round tube lower control arms

20138

UNIVERSAL CAGE MOUNT

All accept 1/2" bolt



20139

SPRING RUBBERS

RATE CHANGE CHART

12" X 225# COIL OVER	
YELLOW	10-15 LBS
ORANGE	20-25 LBS
RED	30-35 LBS


12" X 400# COIL OVER	
YELLOW	15-20 LBS
ORANGE	25-30 LBS
RED	45-50 LBS

5" X 11" 225# CONVENTIONAL	
YELLOW	20-25 LBS
ORANGE	30-35 LBS
RED	40-45 LBS

5 1/2 X 9 1/2 900# CONVENTIONAL	
YELLOW	25-30 LBS
ORANGE	90-100 LBS
RED	160-170 LBS


1-800-328-3618

LOU FEGER'S RACING EQUIPMENT




APPLICATION	5" KIT	7" KIT	5" SLEEVE	7" SLEEVE	SEATS	ADJ NUT	SNAP RING
AFCO STEEL BODY	20125A	20125A-7	20134	20134-7	20128	20133	10242
AFCO THREADED BODY ALUM	20135				20130	20131A	10243SR
AFCO SMALL BODY STEEL	20125SB	20125SB-7	20130SB	20130-2SB	20128SB	20131SB	10241
AFCO SMALL BODY ALUM	20123				20129	20148	10243SR

SPRING SEATS



ADJUSTER NUTS

AFCO BIG BODY STEEL	20133
AFCO THREADED BODY	20131A
AFCO SMALL BODY STEEL	20131SB
REBUILD KIT FOR 20131A (4 SETS)	20131A-1



AFCO STEEL SHOCK CONE	20128
AFCO SMALL BODY STEEL	20128SB
AFCO ALUM SHOCK	20130
SPRING CLIP FOR 20130	10243SR



SLEEVES

INTEGRA COIL OVER KITS

310-30200	COIL OVER KIT
310-30200-4	DIAPER PIN
310-30298	ADJUSTER NUT
310-30299	CONE



5" SLEEVE	20134
7" SLEEVE	20134-7
5" SMALL BODY	20130SB
7" SMALL BODY	20130-2SB
SHOCK ROD GUIDE NYLON SLEEVE	20377

SPRING CLIP FOR 20128A & 20129	10243
DIAPER PIN	10157
DIAPER PIN SM BODY & MONO TUBE	10157-1
TIE WRAPS	20132
SNAP RING-STANDARD	10242
SNAP RING-SMALL BODY	10241

1-800-328-3618