


# LOU FEGERS RACING EQUIPMENT



| LENGTH  | STYLE                                     | APPLICATION                           | ALUM        | STEEL        | SCREW IN BALL JOINT | DOUBLE BALL JOINT PLATE |
|---------|---|---------------------------------------|-------------|--------------|---------------------|-------------------------|
| 7 1/4"  | STRUT                                     | MINI-STOCK, MINI-MODIFIEDS            | 20000       | 20000S       |                     |                         |
| 7 1/2"  | STRUT                                     | SOME PAVEMENT CARS                    | 20000-1     | 20000-1S     |                     |                         |
| 7 3/4"  | STRUT                                     | EARLY WARRIOR, MASTERS, SWARTZ, BRC   | 20001       | 20001S       | 100-02-0730         |                         |
| 8"      | STRUT                                     | WARRIOR, SHAW, RAYBURN                | 20008       | 20008S       |                     |                         |
| 8 1/4"  | STRUT                                     | SHAW, RAYBURN, BRC, ROCKET            | 20004       | 20004S       |                     |                         |
| 8 1/2"  | STRUT                                     | SOME WIDE CARS (W/SPACERS)            | 20004-1     | 20004-1S     |                     |                         |
| 8 3/4"  | STRUT                                     | LH SOME PAVEMENT CARS, BRC            | 20005       | 20005S       |                     |                         |
| 8 3/4"  | OFFSET STOCK STUB GM (USE 20080 MOUNT) LH |                                       | 20002       | 20002S       | 20002S-9            |                         |
| 8 3/4"  | OFFSET STOCK STUB GM (USE 20080 MOUNT) RH |                                       | 20003       | 20003S       |                     |                         |
| 9"      | STRUT                                     | WARRIOR, AMERICAN MADE                | 20009       | 20009S       |                     |                         |
| 9 1/4"  | STRUT                                     | RH SOME PAVEMENT CARS, "WIDE" BULLITT | 20006       | 20006S       |                     |                         |
| 9 1/2"  | STRUT                                     | RH & LH WIDE RAYBURN, SHAW            | 20007       | 20007S       |                     |                         |
| 9 1/2"  | OFFSET LH                                 | FEGERS                                |             | 20012S       | 20012S-9            |                         |
| 9 3/4"  | STRUT                                     | SOME PAVEMENT MODIFIEDS               | 20007-1     | 20007-1S     |                     |                         |
| 10"     | STRUT                                     | RH WIDE HOWE, GRT                     | 20010       | 20010S       |                     | 20010DBJ                |
| 10"     | STRUT                                     | WITH 1" OFFSET FOR FEGERS LATE MODEL  |             | 20010-O      |                     |                         |
| 10 1/2" | STRUT                                     | MASTERS, AMERICAN MADE, RAYBURN       | 20010-1     | 20010-1S     |                     | 20010-1DBJ              |
| 10 3/4" | STRUT                                     | SPECIAL APPLICATION ROCKET            | 20010-2     | 20010-4S     |                     | 20010-2DBJ              |
| 11"     | STRUT                                     | AMERICAN MADE                         | 20011       | 20011S       |                     |                         |
| 11 1/4" | STRUT                                     | ROCKET CHASSIS                        | 100-01-1110 | 100-01-1110S |                     | 100-01-1110DBJ          |

## ADJUSTABLE UPPER CONTROL ARM MOUNTS



•UNIVERSAL DESIGN FOR STRUT CARS, STOCK STUBS AND MODIFIEDS

BLOCK 22688  
INTERNAL HRDW 2286

- 1/2" FINE THREAD BLOCK
- GOES INSIDE -FRAME MOUNT
- ALLOWS EASY CASTER AND CAMBER ADJUSTMENT



## UPPER ARM MOUNT



•PLATE 20080  
•3/4" SPACER 10275

## ALUMINUM CROSS SHAFT



•CROSS SHAFT 20072  
•BUSHING (1 PC) 20073

## STEEL CROSS SHAFT KIT



CROSS SHAFT 78-88 CHEVELLE 7 3/4" 20084

1-800-328-3618

## MONOBALL LOWER CONTROL ARMS



**UNDER CONSTRUCTION**

|                             |           |
|-----------------------------|-----------|
| 1PC LOWER LH                | 27-4178   |
| 1 PC LOWER RH               | 27-4177   |
| 16 5/8" LOWER               | 27-4165   |
| 17 5/8" LOWER               | 27-4175   |
| 17 5/8" LOWER W/1" DROP     | 27-4175-1 |
| 19" LOWER                   | 27-4190   |
| MONOBALL                    | 47-1255   |
| SNAP RING                   | 48-5143   |
| PRESS IN STUD STEEL SPINDLE | 40-4267   |
| STUD FOR ALUM SPINDLE       | 40-4171   |
| DOUBLE ADJUSTER             | 27-4177A  |

## ROUND TUBE LOWERS



| ROUND TUBE 3/4" ROD END |         |                         |          |
|-------------------------|---------|-------------------------|----------|
| 20023R-4                | 16 5/8" | LH STD FEGERS, GRT      | PRESS-IN |
| 20025R-4                | 17 5/8" | RH STD FEGERS, GRT      | PRESS-IN |
| 20029R-4                | 19"     | RH FEGERS, GRT, RAYBURN | PRESS-IN |

## ROCKET LOWER CONTROL ARMS

- INNER ROD END SPACER-ALUM (5/8").....10276
- INNER ROD END SPACER-ALUM (3/4").....10277



**UNDER CONSTRUCTION**

## STUD-TYPE STRUT LOWERS



|          |  |
|----------|--|
| PC3004L  | 1 PC LEFT LOWER BLACK                  |
| PC3004R  | 1 PC RIGHT LOWER BLACK                 |
| PC3005L2 | 1 PC LEFT LOWER BLUE                   |
| PC3005R2 | 1 PC RIGHT LOWER W/1" DROP SHOCK MOUNT |

| 3/4" ROD END |         |                |          |
|--------------|---------|----------------|----------|
| 20026RM-1    | 16 5/8" | MASTERSBILT-LH | SCREW-IN |
| 20027RM-1    | 17 5/8" | MASTERSBILT-RH | SCREW-IN |

1-800-328-3618

# LOU FEGERS RACING EQUIPMENT

## LOWER BALL JOINTS



Fits 67-69 Camaro and 64-72 Chevelle lower arm and spindle. Popular IMCA modified application. Most Dirt Works.

STANDARD 20035  
LOW FRICTION 20035LF



Most popular lower ball joint. Fits nearly all strut cars. Can use straight or flanged sleeve.

STANDARD 20036  
LOW FRICTION 20036LF



Stud is 3/8" longer than 20038 to raise roll center on IMCA cars. Fits Impala spindle. Welds into stock lower control arm.

STANDARD 20033  
LOW FRICTION 20033LF



Fits Troyer upper and lower.

STANDARD 20038  
LOW FRICTION 20038LF



Fits all Rayburn, GRT, Warrior, & Howe cars, most wide type dirt cars. Also fits 71-78 Impala spindle.

STANDARD 20038-1  
LOW FRICTION 20038-1LF



S-10 joint used on some mini-stocks. Also fits: 70-96 Camaro, 73-88 Chevelle, 77-85 Impala, 73-88 Monte Carlo, ARTS Trucks.

STANDARD 20039  
LOW FRICTION 20039LF

## UPPER BALL JOINTS



Most popular upper joint. Fits Mastersbilt, GRT, American Made, Rocket, Howe, Shaw, Rayburn, Harris. Also fits upper taper of Pinto spindles.

STANDARD 20031  
LOW FRICTION 20031LF



Use on IMCA cars to raise roll center. Fits AFCO and most racing upper arms.


STANDARD 20032  
LOW FRICTION 20032LF  
LOW FRICTION +.500" 20032-2LF



20038B

Bushing is used with 20038 joint to adapt to 20036 taper and work with most dirt spindles.

## TAPER REAMERS



1 1/2" TAPER  
(PER FOOT)

MOST TIE ROD,  
SHOCK EYES &  
20031, 34, 35, 36  
BALL JOINTS

84015

2" TAPER  
(PER FOOT)

20032, 32-1, 38, 38-1  
39 BALL JOINTS

84020



Fits full size 71-85 Impala spindles. Also fits 70-81 Camaro & 73-88 Chevelle. ARTS Trucks. Does not fit AFCO upper arms.

STANDARD 20032-1  
LOW FRICTION 20032-1LF



Fits AFCO, Howe, Dirt Works upper. Also fits upper and lower tapers in Pinto spindle (Same taper as 20031)

STANDARD 20034  
LOW FRICTION 20034LF  
STANDARD +.200" 20034-1

## BALL JOINT SLEEVES

LARGE THREADED

LARGE THREADED

SMOOTH

SMOOTH

SMALL THREADED

SMOOTH



FOR 20036 B.J.

20042



WITH FLANGE FOR  
20036 B.J. FOR

20041



FOR 20038 B.J.

20045



FOR 20039 B.J.

20044



FOR 20034  
20035 B.J.

20043



FOR 20038-1 B.J.

20046


1-800-328-3618

## HOWE PRECISION UPPER BALL JOINTS

### SCREW IN

| MOOG | HOWE  | BALL SIZE<br>TAPER           | COMPLETE<br>LESS STUD | STUD   | MAKE              | STOCK<br>APPLICATION                       | RACING<br>APPLICATION     |
|------|-------|------------------------------|-----------------------|--------|-------------------|--|---------------------------|
| N/A  | 22306 | 1 7/16" BALL<br>2" TAPER     | 22329                 | 22360  | CHEVY MET-<br>RIC | N/A  |                           |
| K704 | 22308 | 1 1/4" BALL<br>1 1/2" TAPER  |                       | N/A    | CHRYSLER          | 63-76 DART,<br>70-76 DUSTER                |                           |
| K778 | 22310 | 1 5/8" BALL<br>1.69" TAPER   | N/A                   | 223100 | CHRYSLER          | 92-08 DODGE<br>VIPER                       | GT ROAD<br>RACING         |
| K772 | 22320 | 1 7/16" BALL<br>1 1/2" TAPER | 22329                 | 22330  | CHRYSLER          | 65-89<br>CHRYSLER,<br>DODGE, PLY-<br>MOUTH | FITS PINTO<br>UPPER TAPER |

### 4 BOLT GM



| MOOG        | HOWE  | BALL SIZE<br>TAPER           | COMPLETE<br>LESS STUD | STUD   | STOCK<br>APPLICATION  | RACING<br>APPLICATION                              |
|-------------|-------|------------------------------|-----------------------|--------|---|--|
| K6024 SHORT | 22300 | 1 7/16" BALL<br>1 1/2" TAPER | 22309                 | 22330  | 63-71 CHEVY TRUCK<br>SHORT  | LATE MODELS W/4<br>BOLT UPPERS, FITS PINTO         |
| K6136       | 22301 | 1 7/16" BALL<br>2" TAPER     | 22309                 | 22350  | 73-95 CHEVY BLAZER,<br>GMC TRUCK                                  | IMCA MOD, STREET<br>STOCK W/AFTERMARKET<br>A FRAME |
| K5208       | 22302 | 1 7/16" BALL<br>2" TAPER     | 22339                 | 22360  | 71-94 IMPALA,<br>70-81 CAMARO,<br>73-88 CHEVELLE<br>& MONTE CARLO | STREET STOCK,<br>SPORTSMAN W/STOCK<br>A FRAME      |
| K5108       | 22303 | 1 7/16" BALL<br>1 1/2" TAPER | 22339                 | 22380  | 68-72 CHEVELLE,<br>67-69 CAMARO                                   | STREET STOCK<br>W/STOCK A FRAME                    |
| K6024       | 22307 | 1 7/16" BALL<br>1 1/2" TAPER | 22309                 | 223070 | 63-71 CHEVY TRUCK<br>TALL   | LATE MODELS<br>W/4 BOLT UPPER                      |

1-800-328-3618

## HOWE PRECISION LOWER BALL JOINTS

### SCREW IN

| MOOG  | HOWE  | BALL SIZE<br>TAPER           | COMPLETE<br>LESS STUD | STUD  | MAKE     | STOCK APPLICATION                                     | RACING APPLICATION       |
|-------|-------|------------------------------|-----------------------|-------|----------|---|--------------------------|
| K6141 | 22410 | 1 5/8" BALL<br>2" TAPER      | 22450                 | 22430 | GM       | 71-76 IMPALA  | MOST WIDE TYPE DIRT CARS |
| K727  | 22412 | 1 5/8" BALL<br>1 1.2" TAPER  | 22450                 | 22440 | CHRYSLER | 60-66 IMPERIAL  | LARGE TAPER LATE MODEL   |
| K719  | 22418 | 1 7/16" BALL<br>1 1/2" TAPER | 22329                 | 22451 | CHRYSLER | 75-79 CORDOBA,<br>73-78 CHARGER,<br>73-79 ROAD RUNNER | MODIFIEDS                |



22412



22410

### PRESS IN

| MOOG  | HOWE        | BALL SIZE<br>TAPER              | COMPLETE<br>LESS STUD | STUD        | MAKE      | STOCK<br>APPLICATION                                       | RACING<br>APPLICATION                           |
|-------|-------------|---------------------------------|-----------------------|-------------|-----------|--|---|
| N/A   | 22406/22407 | 1 7/16" BALL<br>2" TAPER        | 22437                 | 22475/22470 | GM        | N/A  | HOWE ASPHALT MOD-<br>IFIED                      |
| K6141 | 22413       | 1 5/8" BALL<br>2" TAPER         | 22491                 | 22430       | GM        | 71-76 IMPALA   | MOST WIDE TYOE DIRT<br>CARS                     |
| N/A   | 22414       | 1 5/8" BALL<br>1 1/2" TAPER     | 22495                 | 224140      | CUSTOM    | N/A  | CHEVELLE LOWER<br>W/PINTO SPINDLE               |
| K6117 | 22419       | 1 5/8" BALL<br>2" TAPER         | 22493                 | 22460       | GM        | IMPALA, 71-95 CHEVY<br>TRUCK                               | IMPALA TYPE IMCA<br>MODIFIEDS, STREET<br>STOCKS |
| K6145 | 22420       | 1 7/16" BALL<br>2" TAPER        | 22494                 | 22470       | GM METRIC | 77-89 IMPALA, 70-81 CAM-<br>ARO, 73-88 CHEVELLE,<br>MALIBU | MINI STOCKS                                     |
| K5103 | 22421       | 1 7/16" BALL<br>1 1/2" TAPER    | 22495                 | 22480       | GM        | 64-72 CHEVELLE,<br>67-69 CAMARO                            | POPULAR IMCA MODI-<br>FIEDS                     |
| N/A   | 22423       | 1 5/8" BALL<br>2" TAPER         | 22494                 | 22438       | GM        | N/A  | 22420 HOUSING<br>W/22410 PIN                    |
| K6346 | 22424       | 1 7/16" BALL<br>2" TAPER        | N/A                   | 224240      | GM        | CORVETTE   |   |
| K8259 | 22426       | 1 5/8" BALL<br>SPECIAL<br>TAPER | 22457                 | 224800      | FORD      | 79-93 MUSTANG  |   |
| N/A   | 22429       | 1 7/16" BALL<br>2" TAPER        | 22494                 | 22429S      | GM        | N/A  | SMALL METRIC MODI-<br>FIEDS                     |

1-800-328-3618

# LOU FEGERS RACING EQUIPMENT

## HOWE BALL JOINT REPLACEMENT STUDS

### UPPERS

1 7/16" BALL, 1.5" TAPER, 1/2-20 THREAD

| MOOG # | HOWE #          | -3"     | -2"     | -1"     | 0"     | +1"    | +2"    | +3"    | +4"    | +5"    | +1.0"  |
|--------|-----------------|---------|---------|---------|--------|--------|--------|--------|--------|--------|--------|
| K6024S | 22300           | 2233103 | 2233102 | 2233101 | 22330  | 22331  | 22332  | 22333  | 22334  | 22335  | 223310 |
| K5108  | 22303           |         |         |         | 22380  | 22381  | 22382  | 22383  | 22384  | 22385  |        |
| K6034  | 22304           |         |         |         | 22380  | 22381  | 22382  | 22383  | 22384  | 22385  |        |
| K8212  | 22305           |         |         |         | 22370  | 22371  | 22372  | 22373  | 22374  | 22375  |        |
| K6024L | 22307           |         |         |         | 223070 | 223071 | 223072 | 223073 | 223074 | 223075 |        |
| K772   | 22320, 20S, 20X | 2233103 | 2233102 | 2233101 | 22330  | 22331  | 22332  | 22333  | 22334  | 22335  | 223310 |

1 7/16" BALL, 2" TAPER, 1/2-20 THREAD

| MOOG # | HOWE # | 0"    | +1"   | +2"   | +3"   | +4"   | +5"   | +9"    |
|--------|--------|-------|-------|-------|-------|-------|-------|--------|
| K6136  | 22301  | 22350 | 22351 | 22352 | 22353 | 22354 | 22355 |        |
| K5208  | 22302  | 22360 | 22361 | 22362 | 22363 | 22364 | 22365 | 22369A |

### LOWERS

BIG CHRYSLER 1 5/8" BALL, 1.5" TAPER, 5/8-18 THREAD

| MOOG # | HOWE #     | -5"     | -4"     | -3"     | -2"     | -1"     | 0"    | +1"   | +2"   | +3"   | +4"   | +5"   | +1.0"  | +1.5"   |
|--------|------------|---------|---------|---------|---------|---------|-------|-------|-------|-------|-------|-------|--------|---------|
| K727   | 22412, 12S | 2244105 | 2244104 | 2244103 | 2244102 | 2244101 | 22440 | 22441 | 22442 | 22443 | 22444 | 22445 | 224410 | 2244150 |

1 7/16" BALL, 2" TAPER, 1/2-20 THREAD

| MOOG # | HOWE # | 0"    | +1"   | +2"   | +3"   | +4"   | +5"   |
|--------|--------|-------|-------|-------|-------|-------|-------|
| K6145  | 22420  | 22470 | 22471 | 22472 | 22473 | 22474 | 22475 |

1 5/8" BALL, 2" TAPER, 5/8-18 THREAD

| MOOG # | HOWE #         | 0"    | +1"   | +2"   | +3"   | +4"   | +5"   | +1"    |
|--------|----------------|-------|-------|-------|-------|-------|-------|--------|
| K6141  | 22413, 10, 10X | 22430 | 22431 | 22432 | 22433 | 22434 | 22435 | 224310 |
| K6117  | 22419          | 22460 | 22461 | 22462 | 22463 | 22464 | 22465 | 224610 |

1 7/16" BALL, 1.5" TAPER, 1/2-20 THREAD

| MOOG #    | HOWE #       | 0"      | +1"     | +2"     | +3"     | +4"     | +5"     |
|-----------|--------------|---------|---------|---------|---------|---------|---------|
| K719      | 22418        | 22451   | 22452   | 22453   | 22454   | 22455   | 224456  |
| K727/K772 | 22412SB, SBX | 22440SB | 22441SB | 22442SB | 22443SB | 22444SB | 22445SB |
| K5103     | 22421        | 22480   | 22481   | 22482   | 22483   | 22484   | 22485   |

1-800-328-3618

# LOU FEGERS RACING EQUIPMENT

## HOWE BALL JOINT HOUSINGS

| COMPLETE HOUSING LESS STUD | HOWE APPLICATION        | MOOG #         | STYLE        | MAKE      | LOCATION | BALL SIZE |
|----------------------------|-------------------------|----------------|--------------|-----------|----------|-----------|
| 22309                      | 22300<br>22301<br>22307 | K6024<br>K6136 | 4 BOLT LARGE | GM        | UPPER    | 1 7/16"   |
| 22329<br>22329S            | 22306<br>22418<br>22320 | K772<br>K719   | SCREW IN     | CHRYSLER  | EITHER   | 1 7/16"   |
| 22339                      | 22302<br>22303          | K5108<br>K5208 | 4 BOLT SMALL | GM        | UPPER    | 1 7/16"   |
| 22359                      | 22304                   | K6034          | 3 BOLT       | GM        | UPPER    | 1 7/16"   |
| 22437                      | 22406<br>22407          | N/A            | PRESS IN     | FORD      | LOWER    | 1 7/16"   |
| 22450<br>22450S            | 22410<br>22412          | K727           | PRESS IN     | FORD      | LOWER    | 1 5/8"    |
| 22457                      | 22426                   | K8259          | SCREW IN     | CHRYSLER  | LOWER    | 1 5/8"    |
| 22491                      | 22413                   | K6141          | PRESS IN     | GM        | LOWER    | 1 5/8"    |
| 22493                      | 22419                   | K6117          | PRESS IN     | GM        | LOWER    | 1 5/8"    |
| 22494                      | 22420<br>22423<br>22429 | K6145          | PRESS IN     | GM METRIC | LOWER    | 1 7/16"   |
| 22495                      | 22421                   | K5103          | PRESS IN     | CHEVY     | LOWER    | 1 7/16"   |

## STEEL UPPER CONTROL ARM BUSHINGS



100-2723



100-2724



100-2743



100-2744

### Monte Carlo/Malibu/Chevvelle/Regal/Cutlass/Grand Prix

| DESCRIPTION | FRONT    | REAR     |
|-------------|----------|----------|
| 1978-1988   | 100-2724 | 100-2724 |
| 1974-1977   | 100-2743 | 100-2744 |
| 1973        | 100-2744 | 100-2744 |
| 1967-1972   | 100-2723 | 100-2723 |

### Caprice/Impala

| DESCRIPTION | FRONT    | REAR     |
|-------------|----------|----------|
| 1980-1996   | 100-2743 | 100-2743 |
| 1974-1979   | 100-2743 | 100-2744 |
| 1971-1973   | 100-2744 | 100-2744 |

### Camaro

| DESCRIPTION | FRONT    | REAR     |
|-------------|----------|----------|
| 1971-1979   | 100-2743 | 100-2744 |
| 1970        | N/A      | N/A      |
| 1967-1969   | 100-2723 | 100-2723 |

### Firebird/Trans-Am

| DESCRIPTION | FRONT    | REAR     |
|-------------|----------|----------|
| 1975-1979   | 100-2743 | 100-2744 |
| 1970-1974   | 100-2744 | 100-2744 |
| 1967-1969   | 100-2723 | 100-2723 |

### Nova

| DESCRIPTION | FRONT    | REAR     |
|-------------|----------|----------|
| 1975-1979   | 100-2743 | 100-2744 |
| 1968-1974   | 100-2723 | 100-2723 |

1-800-328-3618

# LOU FEGER'S RACING EQUIPMENT

## LOWER CONTROL ARM BUSHINGS

### ROLLER BRG BUSHINGS



|          |                               |
|----------|-------------------------------|
| 22903-21 | GM METRIC                     |
| 22903-52 | FULL SIZE GM                  |
| 22903-62 | STOCK 68-72<br>CHEVELLE       |
| 22903-72 | AFTERMARKET<br>68-72 CHEVELLE |

- SOLD IN PAIRS
- ROLLER BEARING DESIGN
- REPLACEMENT BEARINGS AVAILABLE

### KLUMSMAN BUSHINGS



68-72 CHEVELLE BUSHINGS

|          |               |
|----------|---------------|
| KRC-8800 | OVAL          |
| KRC-8801 | ROUND (1.40") |
| KRC-8802 | ROUND (1.65") |

### HOWE BUSHINGS



- LOW FRICTION 1 PC. BEARINGS
- CAN OIL WITHOUT DISASSEMBLY

|                        |       |
|------------------------|-------|
| 68-69 CHEVELLE (OVAL)  | 22900 |
| 70-72 CHEVELLE (ROUND) | 22901 |
| BOLTS (REQ. 2)         | 2296  |

## STEEL LOWER CONTROL ARM BUSHINGS



100-2714



100-2721



100-2720



100-2722

#### Monte Carlo/Malibu/Chevelle/Regal

| Description | Front    | Rear     |
|-------------|----------|----------|
| 1978-1988   | 100-2714 | 100-2721 |
| 1975-1977   | 100-2721 | 100-2722 |
| 1973-1974   | 100-2720 | 100-2722 |
| 1967-1972   | 100-2720 | 100-2721 |

#### Cutlass/Grand Prix

| DESCRIPTION | FRONT    | REAR     |
|-------------|----------|----------|
| 1978-1987   | 100-2714 | 100-2721 |
| 1973-1977   | 100-2721 | 100-2722 |
| 1969-1972   | 100-2720 | 100-2720 |

#### Caprice/Impala

| DESCRIPTION | FRONT    | REAR     |
|-------------|----------|----------|
| 1971-1996   | 100-2721 | 100-2722 |

#### Camaro

| DESCRIPTION | FRONT    | REAR     |
|-------------|----------|----------|
| 1973-1979   | 100-2721 | 100-2722 |
| 1967-1972   | 100-2720 | 100-2721 |

#### Firebird/Trans-Am

| DESCRIPTION | FRONT    | REAR     |
|-------------|----------|----------|
| 1973-1979   | 100-2721 | 100-2722 |
| 1967-1972   | 100-2720 | 100-2721 |

#### Nova

| DESCRIPTION | FRONT    | REAR     |
|-------------|----------|----------|
| 1978-1979   | 100-2721 | 100-2722 |
| 1973-1977   | 100-2720 | 100-2721 |
| 1968-1972   | 100-2721 | 100-2721 |

## NYLON CONTROL ARM BUSHINGS



100-22903

- FITS 73-77 CHEVELLE, 71-80 CAMARO, AND 71-94 IMPALA
- SET OF 2

1-800-328-3618

## LFRE STEEL LATE MODEL SPINDLES

- USES 20031 OR 20034 UPPER BALL JOINT AND 20036 LOWER BALL JOINT
- LEFT 10 7/8" HEIGHT, 5" STEERING ARM
- RIGHT 10" HEIGHT, 5" STEERING ARM

|        |       |
|--------|-------|
| 30405F | LEFT  |
| 30406F | RIGHT |

- BLACK MAGIC**
- USES 20031 OR 20034 UPPER BALL JOINT AND 20036 LOWER BALL JOINT
  - DESIGNED FOR 2007 AND NEWER LFRE LATE MODELS

|        |       |
|--------|-------|
| 30407F | LEFT  |
| 30408F | RIGHT |



## ROCKET LATE MODEL SPINDLES

- AUTHENTIC ROCKET BRAND SPINDLES
- AVAILABLE FOR BLACK OR GRAY/BLUE FRONT ENDS
- SEVERAL STYLES AVAILABE

|   |          |
|---|----------|
| LEFT SPINDLE BLACK                        | PC3003L  |
| RIGHT SPINDLE BLACK                       | PC3003R  |
| LEFT SPINDLE GRAY COMBO STEERING ARM MTS  | PC3001L1 |
| RIGHT SPINDLE GRAY COMBO STEERING ARM MTS | PC3001R1 |
| LEFT SPINDLE GRAY COMBO SLOTTED ARM MTS   | PC3001L2 |
| RIGHT SPINDLE GRAY COMBO SLOTTED ARM MTS  | PC3001R2 |



## PINTO SPINDLES

- STOCK REPLACE-  
MENT STEEL PINTO  
SPINDLE
- WISSOTA LEGAL

|       |         |
|-------|---------|
| LEFT  | 104-390 |
| RIGHT | 104-392 |



1-800-328-3618

## CASTER CAMBER GAUGES



|  |        |
|--|--------|
| BUBBLE CASTER CAMBER GAUGE W/MAGNETIC ADAPTER              | 28200  |
| BUBBLE CASTER CAMBER GAUGE W/W5 ADAPTER                    | 28215  |
| INTERCOMP BUBBLE CASTER CAMBER GAUGE WITH MAGNETIC ADAPTER | 102010 |

- Lightweight aluminum design
- High performance caster/camber gauge
- Indicates at 1/10°
- Has a ±20°caster/camber reading
- Up to 10 times more accurate than traditional bubble gauges
- Easy to use controls
- Automatic shutoff, RS232 output and self-leveling camber
- Carrying case and magnetic adapter included

|  |        |
|--|--------|
| DIGITAL CASTER CAMBER GAUGE W/MAGNETIC ADAPTER | 100005 |
|--|--------|

## ADAPTERS



## DIGITAL ANGLE GAUGE



| TYPE           | DESCRIPTION   | PART # |
|----------------|---------------|--------|
| MAGNETIC       | 3"OD -1.55"ID | 100006 |
| GM             | .750-20       | 100000 |
| BIG FORD       | .813-20       | 100001 |
| WIDE FIVE      | 1.813-16      | 100002 |
| SCP            | .844-20       | 100003 |
| SM FORD        | .750-16       | 100020 |
| TOYOTA/LEGENDS | 19MM-1.5      | 100013 |
| KART-US        | .625-18       | 100014 |
| KART           | .50-13        | 100456 |
| KART-METRIC    | 17/14MM-1.5   | 100457 |
| BLANK          |               | 100458 |

- LOCATE ANGLES DIGITALLY
- LARGE LCD DISPLAY
- MAGNETIC BASE AND SIDES
- DISPLAY ROTATES 180 DEGREES
- BACKLIT FOR NIGHT USE
- STANDARD 9 VOLT BATTERY OPERATION

120144

1-800-328-3618

## WILWOOD METRIC AND HYBRID FRONT ROTORS



- DURABLE OE STYLE FRONT HUB/ROTOR ASSEMBLY
- PROVIDES MAXIMUM STRENGTH IN THE HIGH STRESS AND LOAD BEARING AREAS
- ROTOR IS MACHINED & FITTED WITH 5/8" COARSE THREAD ON 5X5 BOLT CIRCLE
- READY FOR GM METRIC OR FORD PINTO/MUSTANG II SPINDLES
- METRIC ROTOR WEIGHTS 14.9LBS, HYBRID ROTOR WEIGHS 14.5LBS



|                 |          |
|-----------------|----------|
| GM METRIC ROTOR | 160-9239 |
| HYBRID ROTOR    | 160-9240 |

## US BRAKE METRIC AND FORD FRONT ROTORS



- LIGHTER AND STRONGER THAN STOCK
- REDUCES ROTATING WEIGHT
- 5X5
- 5/8" COARSE STUDS INSTALLED
- STOCK APPEARING

|                    |           |
|--------------------|-----------|
| GM METRIC ROTOR    | 9850-6500 |
| FORD PINTO ROTOR   | 9850-6510 |
| METRIC BEARING KIT | 9851-8500 |
| METRIC HUB CAP     | 9851-8501 |
| FORD HUB CAP       | 9851-8502 |
| FORD BEARING KIT   | 9851-8510 |
| METRIC HUB SEAL    | 9851-8520 |
| FORD HUB SEAL      | 9851-8521 |

## US BRAKE HYBRID FRONT HUBS



- 5X5 AND 5X4.75 BOLT PATTERN DRILLED
- 5/8" RACING STUDS INSTALLED
- BEARING RACES INSTALLED
- FOR PINTO/MUSTANG II SPINDLES

## STEEL HATS



170-3695

- SPUN STEEL HAT
- CAN BE USED FOR 5X4 3/4 AND 5X5 BOLT CIRCLES
- CLEARANCE I.D. IS 6.23"
- BLACK PLATED TO ACCELERATE HEAT DISSIPATION AND PREVENT CORROSION

|                            |           |
|----------------------------|-----------|
| GM CALIPER SPACER          | 100-120   |
| PINTO BRAKE ROTOR          | 9850-6505 |
| CALIPER BRACKET LEFT SIDE  | 100-505   |
| CALIPER BRACKET RIGHT SIDE | 100-506   |
| BUMP STEER SPACER STEEL    | 100-636   |
| COMPLETE BEARING KIT       | 100-700   |

## ROTOR BOLT KITS

|                        |       |
|------------------------|-------|
| 8- BOLT (5/16 COARSE)  | 10165 |
| 10- BOLT (5/16 COARSE) | 10166 |

1-800-328-3618